

ONTARIO EXTEND

“Extend” your digital fluency skills this fall!

Ontario Extend Support
extend@ecampusontario.ca

Open Library
open@ecampusontario.ca



ecampus
Ontario

Meet your facilitators

Alissa Bigelow

Digital Learning Associate

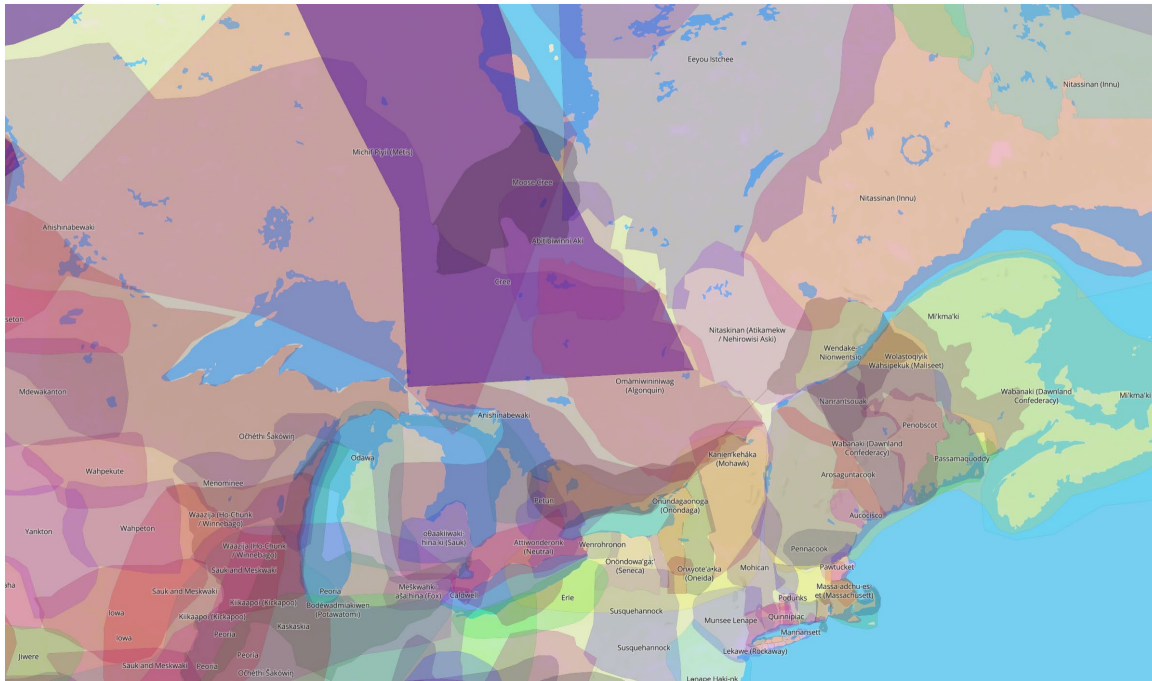


Siri Gauthier

Coordinator, Programs & Services



Land Acknowledgement



[Anishinabek Education Institute](#)



[First Nations Technical Institute \(FNTI\)](#)



[Kenjgewin Teg](#)



[Iohahi:io Akwesasne Education and Training Institute](#)



[Oshki-Pimache-O-Win: The Wenjack Education Institute](#)



[Ogwehweh Skills and Trades Training Centre](#)



[Seven Generations Education Institute](#)



[Shingwauk Kinoomaage Gamig](#)



[Six Nations Polytechnic](#)

Agenda

- Quick Intro of OE Program
- Course Technologies & Tour
- Quick Activities/Discussion
- How do I get started?
- Questions





**Access.
Empowerment.
eCampusOntario.**

Developing innovation and collaboration
in Ontario's postsecondary institutions.



LEARN ONLINE PORTAL

OPEN LIBRARY

ONTARIO EXTEND

VLS

MICRO-CREDENTIALS

MC PORTAL

<https://www.ecampusontario.ca>

Ontario Extend Professional Learning for Higher Education

*Building digital fluency skills for Ontario's
postsecondary educators since 2017!*

<https://extend.ecampusontario.ca>



Unless otherwise noted, this work is licensed under a [Creative Commons Attribution-Non-Commercial-Share Alike license](https://creativecommons.org/licenses/by-nc-sa/4.0/). Feel free to use, modify, reuse or redistribute any or all of this presentation.



The BIG Picture

6



EN/FR



1200+ participants, **950+** badges issued,

80+ micro-credentials

Anatomy of an Empowered Educator

An understanding of how students learn and how to design effective learning activities and experiences



Sharing and enhancing one's own educational approaches through collaborations within, across, and between disciplines



A producer and consumer of appropriate educational resources through sharing and development



An openness to try, reflect, and learn from new approaches and technologies to support student learning



Fluency using learning technology in educationally effective ways



An awareness and appreciation of effective, research based, discipline appropriate pedagogical approaches.

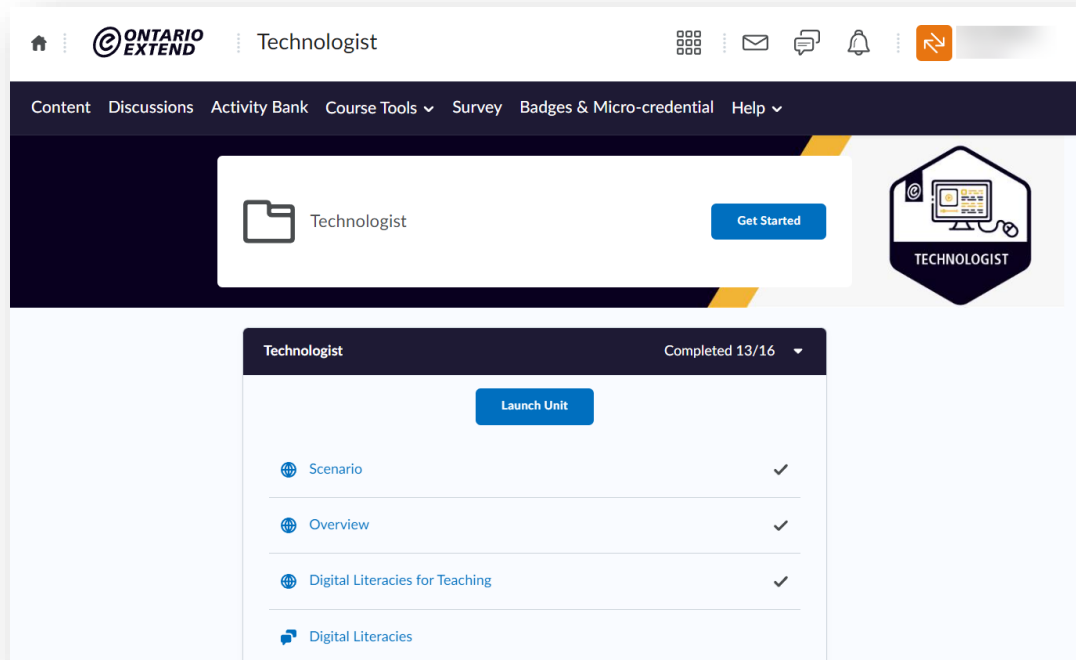


Adapted from Simon Bates' description of the 21st century educator (2014). For more on the Empowered Education, see extend.ecampusontario.ca.

Creating transferrable pathways



Learning Environment Overview



Suggested Module Completion Schedule "Teacher for Learning"

This chart provides a suggested timeline for this module's synchronous and asynchronous activities. Orange blocks indicate a 1 hour facilitated workshop sessions in Zoom. **Please check the Brightspace course for the join links.** The time you take to complete the module will depend on whether you read all the linked articles and on how much you stretch yourself with choosing technologies to do the activities. You can keep your activities quite simple, or you can explore new technologies as you go.

You can always access the [Ontario Extend Teacher for Learning](#) course materials and information in Brightspace.

Date	Suggested Timeline/Schedule	Topic	Concept	Activity
Monday	1 hour Zoom	Kick-off meeting	<ul style="list-style-type: none"> Welcome Program overview Initial discussions Q & A 	<ul style="list-style-type: none"> Attend Kick-Off meeting
	10-20 minutes	<ol style="list-style-type: none"> Overview How Learning Works 	<ul style="list-style-type: none"> Design effective learning activities and experiences that are grounded in research-based principles of learning that promote students using their knowledge in meaningful ways. 	<ul style="list-style-type: none"> Read module "Overview" Read "How Learning Works"
Wednesday	30 minutes	3. Prior Knowledge	<ul style="list-style-type: none"> The value of connecting prior knowledge to new knowledge. 	<ul style="list-style-type: none"> "Misunderstood Concept" discussion board in Brightspace "Misunderstood" Activity
Friday	40-60 minutes	4. Organize Knowledge	<ul style="list-style-type: none"> Strategies for organizing information/helping students understand and retain knowledge. 	<ul style="list-style-type: none"> "Syllabus Concept Map" activity "Lecture/Presentation Endings" discussion board in Brightspace "Cornell Notes" activity

CONTENT, COMMUNICATION, LINKS, HELPFUL RESOURCES

<https://ontarioextend.brightspace.com/>

Learning Environment Overview - cont'd

ONTARIO EXTEND HOME MODULES HOW TO USE THE BANK ACCOUNT Q

The Extend Activity Bank

Technologist Activities

Using technology tools effectively to address specific learning challenges.

There are 6 Technologist Activities. View sorted by **Newest**

Prototype Planning

★★★★ (3 votes, average: 4.33 out of 5)
Created November 6, 2019 by Ontario Extend (@extend) • 1763 views • 111 responses • 3 resources

The Technology-Enabled Learning Activity Planning Document is an example of one way to map out the planning process, but you might want to develop your own planning notes based on your preferences. To do: Complete the Technology-Enabled Learning Activity Planning Document. To use the document template, go into the menu on the Google document and [click here](#).

[Activity Details](#)

Learner Challenge Take 2

★★★★ (2 votes, average: 4.00 out of 5)
Created by Ontario Extend (@extend) • 1503 views • 116 responses • 1 resource

After you have selected a technology for your Technologist Module project, refer back to the idea you identified as a learner challenge in the Learner Challenge Padlet activity. To do: Revisit the Learner Challenge Bank Padlet where you added your own challenge. Double click on an area near your first post to add a new [issue](#).

[Activity Details](#)

The Extend Activity Bank

Syllabus Concept Map

This Activity was created February 6, 2018 by Ontario Extend (@extend)

★★★★ (8 votes, average: 4.13 out of 5)
Difficulty: 3 (rated by author; 1=easy <-> 5=difficult)
Views: 4076
Module: Teacher for Learning

A Using mind maps to outline your course syllabus not only models how to organize information but also adheres to the universal design principles of conveying information in multiple modes.

C Example for "Syllabus Concept Map": <http://its.allinadaywork.ca/blog/activity-111-mathconceptmap>

B How Them the Money: Using Mind Mapping in the Introductory Finance (Biktimirov & Nilson, 2006).

To Do:

1. Using MindMap or another visual organizer tool in the Extend Toolkit, create a concept map of your course syllabus.
2. Please upload or provide a link your concept map as a response to the Syllabus Concept Map activity.
3. after you make your submission, save the web address to your response (found in the green confirmation box) so you can use it later for your badge submission form.

This activity is part of the **Organize Knowledge** section of the **Teacher for Learning Module**

Unsplash photo https://unsplash.com/photos/XQ793p8_Ew8 by Christian Walker

D **Complete This Activity**
After you complete this activity please share a link to it and a description so it can be added to the responses below. You can add it directly to this site.
[Add A Response](#)

E **164 Responses for this Activity**
• [Concept Map](#)

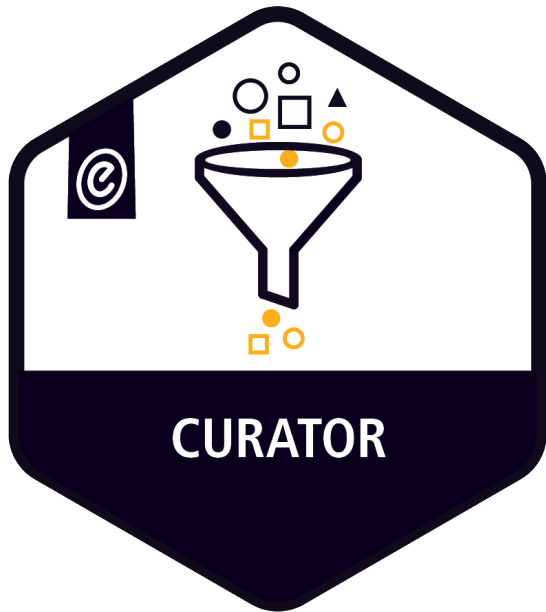
F **Resources for this Activity**
Have you created a helpful guide or do you know one that might help others complete this activity? You can share a resource if it is available at a public URL.
[Add a Resource](#)

5 Resources for this Activity
• [MIND MAP REAL ESTATE 1 Syllabus \(Google Draw\)](#) shared by [Ardel Johnston \(Ardel Johnston\)](#)
Mind Map of the syllabus to the Introductory Real Estate for Law Clerks Course – answering the four question “What is the purpose of this course?” I had

ACTIVITY BANK

<https://bank.ecampusontario.ca/>

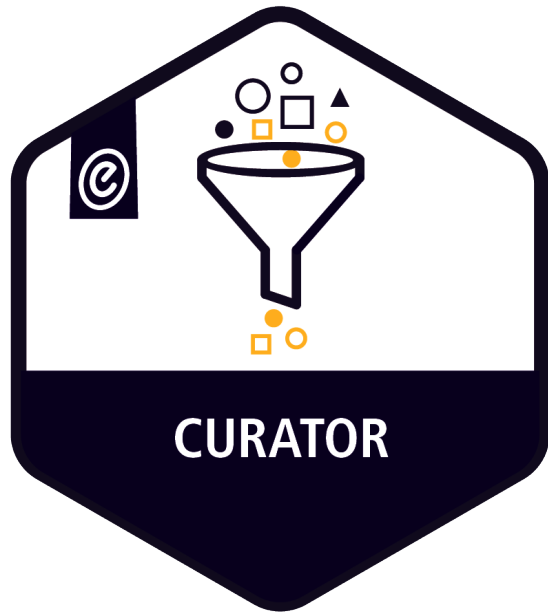
Example Module Outcome & Objectives



Examine the process, value, and the impact of collecting and combining existing resources when creating content.

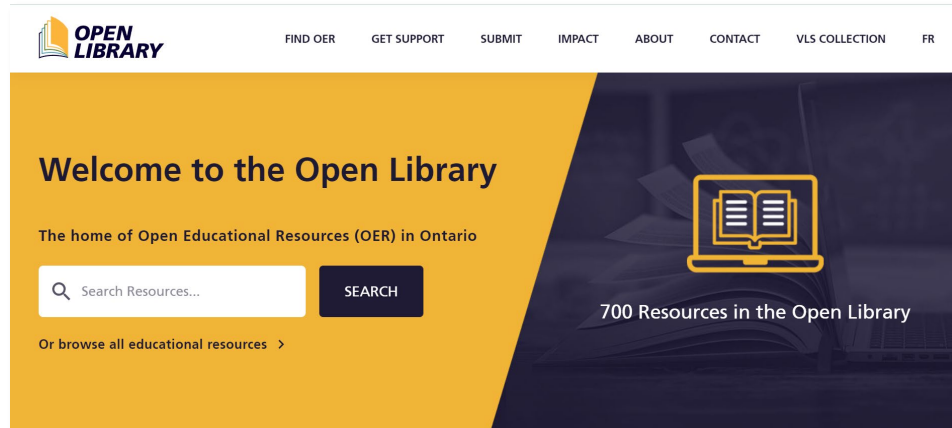
1. Discuss key aspects of Creative Commons.
2. Develop or adopt a system for evaluating and sharing learning resources.
3. Explore curation tools that align to specific preferences and needs.

Curator Workshop Activities

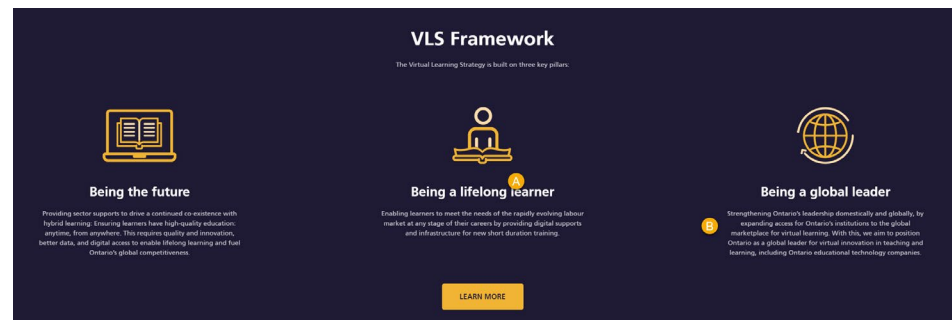


- Find your Fit
- Consider This
- Curation Creation
- Holy CRAAP
- Reflection

What are the Open Library & VLS Collection?



<https://openlibrary.ecampusontario.ca>



<https://vlslibrary.ecampusontario.ca/>

Make the most out of your searches!

Use different search strategies and sites described in the Curator module.

Boolean Operators: AND (" "), OR, NOT

colleges **AND** universities

"colleges universities"

colleges **OR** universities



Activity - Consider This

Search for an openly licensed image that will support learners in your course by using search strategies and sites from the Curator.

Share your finds on the Jamboard! (slide 3)



This Photo by Unknown author is licensed under [CC BY-NC](#).

Next Steps

1. [Register](#) for a Brightspace account today!

2. Choose a module



3. Setup an Activity Bank account [get started!](#)

4. Join in the Discussions









Fall Schedule is in full swing!

Register today!

- Day time facilitated CoP sessions: 10-11am or 1-2pm (M. M. F)
- Select facilitated sessions en français
- Thursday Lunch & Learns: 12-1pm

Ontario Extend Fall 2022 Facilitation Schedule

Module	English Sessions (Mon., Mon., Fri.)	French Sessions (Wednesdays)	Hours	Lunch & Learns (Thurs.)
 Teacher for Learning Top up your Teaching Toolkit!	September 19	September 21	10 - 11 am	September 22 12 - 1 pm
	September 26			
	September 29 (Thursday)			
 Curator Start Curating Open Resources!	October 3		1 - 2 pm	October 6 12 - 1pm
	October 11 (Tuesday)			
	October 14			
 Experimenter Let's Experiment with Tech!	October 17	October 26	10 - 11 am	October 20 12 - 1pm
	October 24			
	October 28			
 Technologist Design Thinking Approach!	October 31		1 - 2 pm	November 3 12 - 1pm
	November 7			
	November 11			
 Collaborator Why Collaborate?	November 14		10 - 11 am	November 17 12 - 1pm
	November 21			
	November 25			
 Scholar Ready to Research?	November 28	December 7	10 - 11 am	December 1 12 - 1pm
	December 5			
	December 9			

JOIN US ON DECEMBER 9 @ 1pm FOR THE 2022 GRADUATION CEREMONY!

*Note: This schedule is subject to change. Any modifications will be communicated through Brightspace.

Current Initiatives @ eCO

- © Open Library: Integrating OER & peer review program
- © Adaptive Learning: Webinars & workshops
- © Micro-credentials: Toolkit & portal enhancements
- © CAPFO: WIL for francophone students

Thank you for your time today!



This Photo by Unknown Author is licensed under CC BY-SA



extend@ecampusontario.ca

open@ecampusontario.ca



@ontarioextend

@OpenLibraryON